

**Page 1: Question 1 Part 1**

Let  $y = -4\cos[2(x - \frac{\pi}{6})] + 5$ . Fill in the blanks. Simplify your answers.

Middle  $y$  - value = \_\_\_\_\_

Phase shift = \_\_\_\_\_

Amplitude = \_\_\_\_\_

Period = \_\_\_\_\_

Maximum  $y$  - value = \_\_\_\_\_

Quarter-period = \_\_\_\_\_

Minimum  $y$  - value = \_\_\_\_\_

Find the  $x$  - and  $y$  - coordinates for all points corresponding to the middle, top and bottom of the graph of the function for 2 complete cycles, starting at the phase shift. State clearly if the point corresponds to the top, middle or bottom of the graph.

Point 1:  $x =$  \_\_\_\_\_  $y =$  \_\_\_\_\_ (\_\_\_\_\_)   
 PHASE SHIFT TOP, MIDDLE or BOTTOM

Point 2:  $x =$  \_\_\_\_\_ + \_\_\_\_\_ = \_\_\_\_\_  $y =$  \_\_\_\_\_ (\_\_\_\_\_)   
 PREVIOUS QUARTER- TOP, MIDDLE or   
 $x$  - VALUE PERIOD BOTTOM

Point 3:  $x =$  \_\_\_\_\_ + \_\_\_\_\_ = \_\_\_\_\_  $y =$  \_\_\_\_\_ (\_\_\_\_\_)   
 PREVIOUS QUARTER- TOP, MIDDLE or   
 $x$  - VALUE PERIOD BOTTOM

Point 4:  $x =$  \_\_\_\_\_ + \_\_\_\_\_ = \_\_\_\_\_  $y =$  \_\_\_\_\_ (\_\_\_\_\_)   
 PREVIOUS QUARTER- TOP, MIDDLE or   
 $x$  - VALUE PERIOD BOTTOM

Point 5:  $x =$  \_\_\_\_\_ + \_\_\_\_\_ = \_\_\_\_\_  $y =$  \_\_\_\_\_ (\_\_\_\_\_)   
 PREVIOUS QUARTER- TOP, MIDDLE or   
 $x$  - VALUE PERIOD BOTTOM

Point 6:  $x =$  \_\_\_\_\_ + \_\_\_\_\_ = \_\_\_\_\_  $y =$  \_\_\_\_\_ (\_\_\_\_\_)   
 PREVIOUS QUARTER- TOP, MIDDLE or   
 $x$  - VALUE PERIOD BOTTOM

Point 7:  $x =$  \_\_\_\_\_ + \_\_\_\_\_ = \_\_\_\_\_  $y =$  \_\_\_\_\_ (\_\_\_\_\_)   
 PREVIOUS QUARTER- TOP, MIDDLE or   
 $x$  - VALUE PERIOD BOTTOM

Point 8:  $x =$  \_\_\_\_\_ + \_\_\_\_\_ = \_\_\_\_\_  $y =$  \_\_\_\_\_ (\_\_\_\_\_)   
 PREVIOUS QUARTER- TOP, MIDDLE or   
 $x$  - VALUE PERIOD BOTTOM

Point 9:  $x =$  \_\_\_\_\_ + \_\_\_\_\_ = \_\_\_\_\_  $y =$  \_\_\_\_\_ (\_\_\_\_\_)   
 PREVIOUS QUARTER- TOP, MIDDLE or   
 $x$  - VALUE PERIOD BOTTOM

**Page 2: Question 2 Part 1**

Let  $y = 2 \sin\left(\frac{3\pi}{2}x + \frac{9\pi}{8}\right) + 3$ . Fill in the blanks. Simplify your answers.

Middle  $y$  - value = \_\_\_\_\_

Phase shift = \_\_\_\_\_

Amplitude = \_\_\_\_\_

Period = \_\_\_\_\_

Maximum  $y$  - value = \_\_\_\_\_

Quarter-period = \_\_\_\_\_

Minimum  $y$  - value = \_\_\_\_\_

Find the  $x$  - and  $y$  - coordinates for all points corresponding to the middle, top and bottom of the graph of the function for 2 complete cycles, starting at the phase shift. State clearly if the point corresponds to the top, middle or bottom of the graph.

Point 1:  $x =$  \_\_\_\_\_  $y =$  \_\_\_\_\_ (\_\_\_\_\_)   
 PHASE SHIFT TOP, MIDDLE or BOTTOM

Point 2:  $x =$  \_\_\_\_\_ + \_\_\_\_\_ = \_\_\_\_\_  $y =$  \_\_\_\_\_ (\_\_\_\_\_)   
 PREVIOUS QUARTER- TOP, MIDDLE or   
  $x$  - VALUE PERIOD BOTTOM

Point 3:  $x =$  \_\_\_\_\_ + \_\_\_\_\_ = \_\_\_\_\_  $y =$  \_\_\_\_\_ (\_\_\_\_\_)   
 PREVIOUS QUARTER- TOP, MIDDLE or   
  $x$  - VALUE PERIOD BOTTOM

Point 4:  $x =$  \_\_\_\_\_ + \_\_\_\_\_ = \_\_\_\_\_  $y =$  \_\_\_\_\_ (\_\_\_\_\_)   
 PREVIOUS QUARTER- TOP, MIDDLE or   
  $x$  - VALUE PERIOD BOTTOM

Point 5:  $x =$  \_\_\_\_\_ + \_\_\_\_\_ = \_\_\_\_\_  $y =$  \_\_\_\_\_ (\_\_\_\_\_)   
 PREVIOUS QUARTER- TOP, MIDDLE or   
  $x$  - VALUE PERIOD BOTTOM

Point 6:  $x =$  \_\_\_\_\_ + \_\_\_\_\_ = \_\_\_\_\_  $y =$  \_\_\_\_\_ (\_\_\_\_\_)   
 PREVIOUS QUARTER- TOP, MIDDLE or   
  $x$  - VALUE PERIOD BOTTOM

Point 7:  $x =$  \_\_\_\_\_ + \_\_\_\_\_ = \_\_\_\_\_  $y =$  \_\_\_\_\_ (\_\_\_\_\_)   
 PREVIOUS QUARTER- TOP, MIDDLE or   
  $x$  - VALUE PERIOD BOTTOM

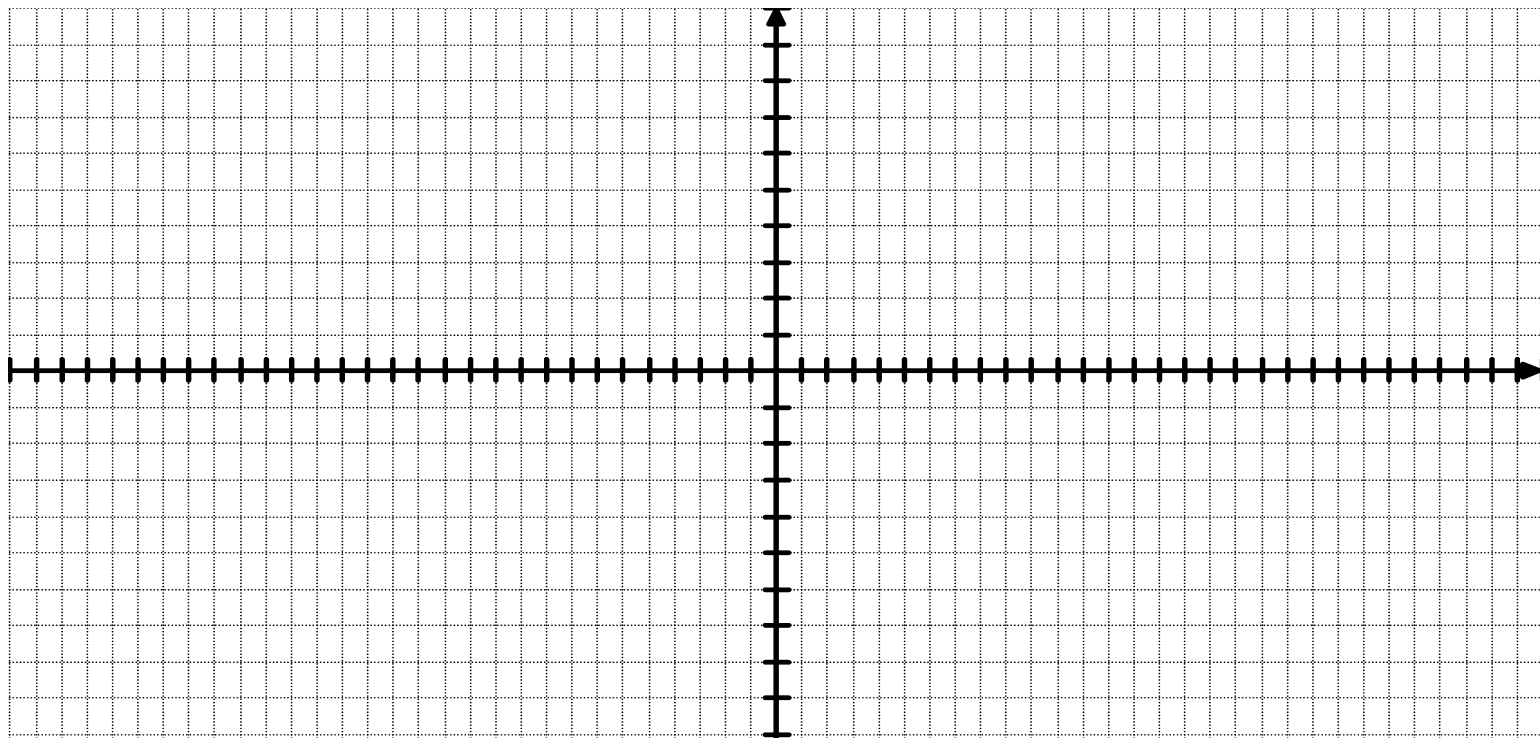
Point 8:  $x =$  \_\_\_\_\_ + \_\_\_\_\_ = \_\_\_\_\_  $y =$  \_\_\_\_\_ (\_\_\_\_\_)   
 PREVIOUS QUARTER- TOP, MIDDLE or   
  $x$  - VALUE PERIOD BOTTOM

Point 9:  $x =$  \_\_\_\_\_ + \_\_\_\_\_ = \_\_\_\_\_  $y =$  \_\_\_\_\_ (\_\_\_\_\_)   
 PREVIOUS QUARTER- TOP, MIDDLE or   
  $x$  - VALUE PERIOD BOTTOM

Sketch a detailed graph of 2 complete cycles of  $y = -4\cos[2(x - \frac{\pi}{6})] + 5$  using the information from Question 1 Part 1.

You must label all  $x$  - and  $y$  - values from Part 1 on the appropriate axes below, and you must use a consistent scale for each axis.

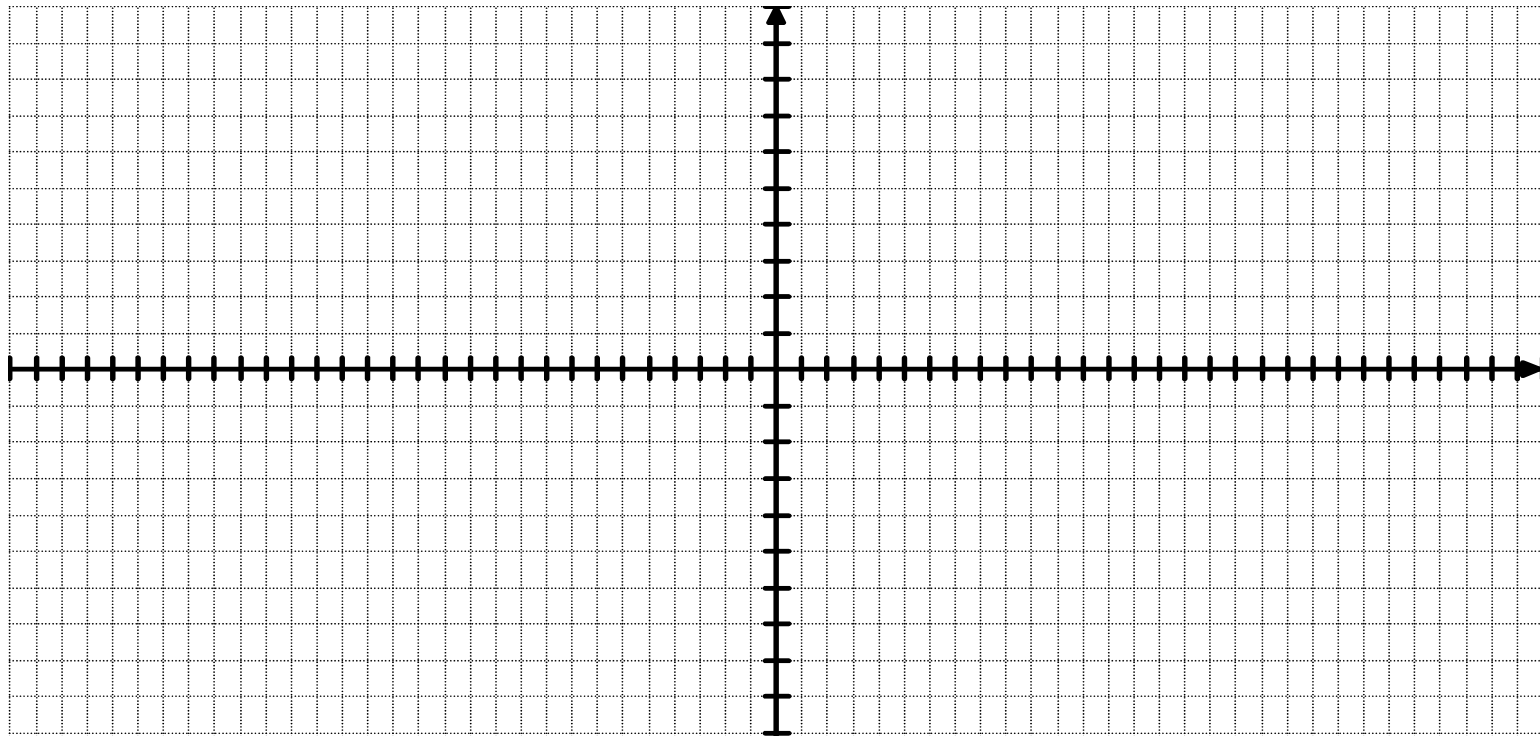
**You do NOT need to label each tick mark on each axis, only the ones you found in Part 1.**



Sketch a detailed graph of 2 complete cycles of  $y = 2\sin(\frac{3\pi}{2}x + \frac{9\pi}{8}) + 3$  using the information from Question 2 Part 1.

You must label all  $x$  - and  $y$  - values from Part 1 on the appropriate axes below, and you must use a consistent scale for each axis.

**You do NOT need to label each tick mark on each axis, only the ones you found in Part 1.**



**Page 4: Question 3**

Fill in the blanks regarding the graph on the right. Simplify your answers.

NOTE: The  $x$  - coordinates of the two points highlighted are  $-\frac{\pi}{9}$  and  $\frac{11\pi}{9}$ ,  
and correspond to points with the middle  $y$  - value.

The maximum and minimum  $y$  - values are 1 and  $-3$ .

Middle  $y$  - value = \_\_\_\_\_ =  $D$

Amplitude = \_\_\_\_\_ =  $|A|$

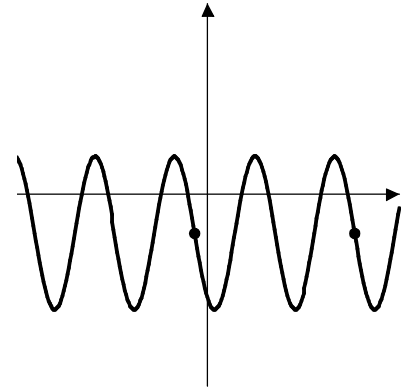
Phase shift = \_\_\_\_\_ =  $C$

Period = \_\_\_\_\_ =  $\frac{2\pi}{B}$   $\Rightarrow B =$  \_\_\_\_\_

Given the points shown, the equation of the graph is easier to write using a \_\_\_\_\_ function,  
POSITIVE or NEGATIVE SIN or COS

So,  $A =$  \_\_\_\_\_.

The equation of the graph is  $y =$  \_\_\_\_\_  $(x -$  \_\_\_\_\_  $) +$  \_\_\_\_\_.  
A SIN or COS B C D



You are riding a ferris wheel with a radius of 97 feet, which is turning at a regular rate.

You have a tremendous fear of heights, but you don't want to embarrass yourself in front of your date,  
so you try to distract yourself by finding an equation for your height ( $y$ ) as a function of time ( $t$ ).

At time  $t = 43$  seconds, you are at the bottom of the wheel, which is 3 feet above the ground.

At time  $t = 60$  seconds, you are at the top of the wheel. (This is the first time you reach the top after  $t = 43$  seconds.)

Fill in the blanks. Simplify your answers.

It may be helpful to draw a crude sketch of the height function and label the known  $t$  - and  $y$  - values on it.

Maximum  $y$  - value = \_\_\_\_\_ Phase shift = \_\_\_\_\_ =  $C$

Minimum  $y$  - value = \_\_\_\_\_ Period = \_\_\_\_\_ =  $\frac{2\pi}{B}$

Middle  $y$  - value = \_\_\_\_\_ =  $D$   $B =$  \_\_\_\_\_

Amplitude = \_\_\_\_\_ =  $|A|$

Given the crude sketch of the height function, the equation is easier to write using a \_\_\_\_\_ function,  
POSITIVE or NEGATIVE SIN or COS

So,  $A =$  \_\_\_\_\_.

The equation of the function is  $y =$  \_\_\_\_\_  $(t -$  \_\_\_\_\_  $) +$  \_\_\_\_\_.  
A SIN or COS B C D